



Healer Products Certificates of Analysis (COA)

Dear Healer Patron,

We are committed to producing high quality, clean, and accurately labeled cannabis products to help you feel your best. As you'll see in the following pages, we invest in the most thorough testing available in our region, not just for the content of medicinal components, but also for the absence of pesticides, toxic solvents, heavy metals, and microbiological contaminants.

To be transparent and earn your trust, our third-party laboratory certificates of analysis are attached.

Having previously owned and participated in a cannabis analytic laboratory for several years, I understand the inherent challenges related to reproducibility, calibration, and validation with peer laboratories. In the cannabis analytic industry, potency results are considered accurate within 10% deviation from the actual value. That's why after Healer performs its own internal analytics, we send samples of our bulk extracts and final products to at least one third-party lab, and sometimes two.

If you have any questions about the data on the following pages, we'd love to hear from you. Thank you for choosing Healer and taking a powerful step for your good health.

Sincerely,

Dr. Dustin Sulak

Product Name: Balance Drops (Tincture)

1:1:1:1 THC:THCA:CBD:CBDA

Batch #/ID: BT.20-001

Strains: GG4, MOB, Skywalker, Blue Dream, LA Chocolat, Hawaiian Haze, Lifter, Suver Haze, Sour Space Candy, 4.5% THC 4 Strain Blend



Product Expiration Date: 10/08/2022

Current Date: 10/13/20

Ingredients: Organic MCT coconut oil, Whole Plant Medical Cannabis Blends, traces of ethyl alcohol

Cannabinoids:

Cannabinoid:	D9-THC	THCA	CBD	CBDA	CBG	CBGA	CBC	CBN	CBDV	THCV	Total	3 rd -party lab:
Mg/mL:	12.7	12.8	13.2	13.2							51.9	Nelson Analytics

Terpenes:

Terpene (0.2% by wt.):	Concentration (ppm):
a-pinene	214
camphene	13.1
myrcene	921
b-pinene	108
3-carene	
a-terpinene	
ocimene-1	
limonene	229
p-cymene	
ocimene-2	31.8
eucalyptol	
γ-terpinene	
terpinolene	57.5
linalool	69.1
isopulegol	
b-caryophyllene	230
humulene	71.1
cis-nerolidol	
trans-nerolidol	
guaiol	
caryophylline oxide	
a-bisabolol	
3 rd -party lab:	Proverde Labs

Pesticides:

Status:	Non-Detected:	3 rd -party lab:
Pass	Zero detected for 18 tested pesticides*	Proverde Labs

*Concentrated Formulations Tested

Heavy Metals:

Status:	Non-Detected:	3 rd -party lab:
Pass	Zero detected: Arsenic, Cadmium, Mercury, Lead*	Nelson Analytics

*Concentrated Formulations Tested

Solvents:

Status:	Detected/Non-detected levels:	3 rd -party lab:
Content	Ethyl Alcohol – 10,000 ppm (10 mg/mL)	Proverde Labs
Pass	Zero detected for 9 other volatile organic solvents	Proverde Labs

Microbiologic Contaminants:

Status:	Non-detected:	3 rd -party lab:
Pass	Zero detected: Aerobic Bacterial, Coliform Bacterial, Bile Tolerant Gram Negative, Total Yeast & Mold	Proverde Labs
Pass	Zero detected: E.coli, Salmonella	Proverde Labs



3rd Party Lab Results Attached

Weight Received(g)

REPORT OF ANALYSIS

Date sampled : 10/06/2020

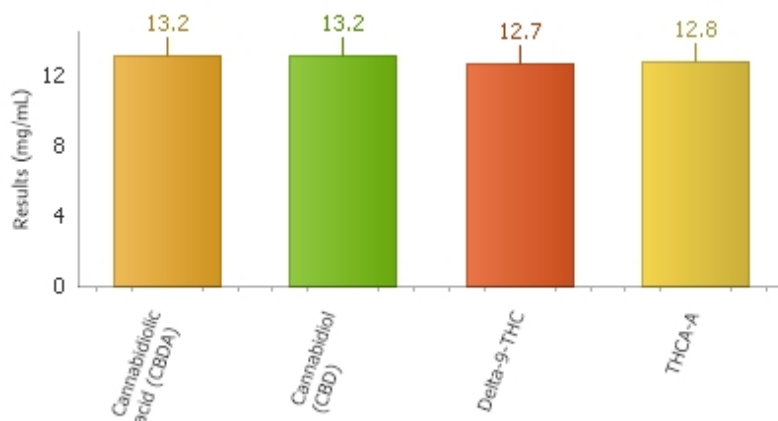
Temp Received:

Healers Inc.

Reported Date: 10/08/2020

C20100093.04

BT.02-001(Tincture)



Cannabinoids by HPLC

Analyte	Result	Reporting Limit	Units	Q	Analyzed	Method	Analyst	Pass/Fail Limit	Test Remarks
Cannabidivarin (CBDV)	ND	0.5	mg/mL		10/07/2020 21:57	HPLC SOP-7	NRS	N/A	
Cannabidiolic acid (CBDA)	13.2	0.5	mg/mL		10/07/2020 21:57	HPLC SOP-7	NRS	N/A	
Cannabigerolic acid (CBGA)	ND	0.5	mg/mL		10/07/2020 21:57	HPLC SOP-7	NRS	N/A	
Cannabigerol (CBG)	ND	0.5	mg/mL		10/07/2020 21:57	HPLC SOP-7	NRS	N/A	
Cannabidiol (CBD)	13.2	0.5	mg/mL		10/07/2020 21:57	HPLC SOP-7	NRS	N/A	
Tetrahydrocannabivarin (THCV)	ND	0.5	mg/mL		10/07/2020 21:57	HPLC SOP-7	NRS	N/A	
Cannabinol (CBN)	ND	0.5	mg/mL		10/07/2020 21:57	HPLC SOP-7	NRS	N/A	
Delta-9-THC	12.7	0.5	mg/mL		10/07/2020 21:57	HPLC SOP-7	NRS	N/A	
Delta-8-THC	ND	0.5	mg/mL		10/07/2020 21:57	HPLC SOP-7	NRS	N/A	
Cannabichromene (CBC)	ND	0.5	mg/mL		10/07/2020 21:57	HPLC SOP-7	NRS	N/A	
THCA-A	12.8	0.5	mg/mL		10/07/2020 21:57	HPLC SOP-7	NRS	N/A	

Total Cannabinoids by HPLC (Calculated)

Analyte	Result	Reporting Limit	Units	Q	Analyzed	Method	Analyst	Pass/Fail Limit	Test Remarks
CBD+CBDA- Calculated	26.3	0.5	mg/mL		10/07/2020 21:57	HPLC SOP-7	NRS	N/A	
Total CBD-(Max CBD) Calculated	24.7	0.5	mg/mL		10/07/2020 21:57	HPLC SOP-7	NRS	N/A	
THC+THCA- Calculated	25.5	0.5	mg/mL		10/07/2020 21:57	HPLC SOP-7	NRS	N/A	
Total THC-(Max THC) Calculated	24.0	0.5	mg/mL		10/07/2020 21:57	HPLC SOP-7	NRS	N/A	
Total Cannabinoids- Calculated	51.9	0.5	mg/mL		10/07/2020 21:57	HPLC SOP-7	NRS	N/A	

Results as reported above relate only to samples as submitted, unless specifically noted otherwise.

TP: Terpenes Profile [WI-10-08]

Analyst: AC

Test Date: 10/1/2020

Client sample analysis was performed using full evaporative technique (FET) headspace sample delivery and gas chromatographic (GC) compound separation. A combination of flame ionization detection (FID) and/or mass spectrometric (MS) detection with mass spectral confirmation against the National Institute of Standards and Technology (NIST) Mass Spectral Database, Revision 2017 were used. Chromatographic and/or mass spectral data were processed by quantitatively comparing the analytical peak areas against calibration curves prepared from certified reference standards.

87634-TP

Compound	CAS	Conc. (wt%)	Conc. (ppm)	Qualitative Profile
alpha-pinene	80-56-8	0.0214	214	
camphene	79-92-5	0.0013	13.1	
myrcene	123-36-3	0.0921	921	
beta-pinene	127-91-3	0.0108	108	
3-carene	13466-78-9	ND	ND	
alpha-terpinene	99-86-5	<RL	<RL	
Ocimene-1	-	<RL	<RL	
limonene	138-86-3	0.0229	229	
p-cymene	99-87-6	ND	ND	
Ocimene-2	-	0.0032	31.8	
eucalyptol	470-82-6	ND	ND	
gamma-terpinene	99-85-4	<RL	<RL	
terpinolene	586-62-9	0.0058	57.5	
linalool	78-70-6	0.0069	69.1	
isopulegol	89-79-2	ND	ND	
beta-caryophyllene	87-44-5	0.0230	230	
humulene	6753-98-6	0.0071	71.1	

ppm 0.00 500.00 1000.00


Total Terpene: 0.2 wt%

* Certified reference standard not available for this compound. Concentration is estimated using the response factor from alpha-pinene. ND = None Detected. RL = Reporting Limit of 5 ppm.

Certificate ID: **87422** Received: **9/24/20**
 Client Sample ID: **THC/THCA Night Concentrate**
 Lot Number: **C.20-0001N**
 Matrix: **Tincture/Infused Oil - MCT Oil**

Healer Hemp, LLC
119 Orion St.
Brunswick, ME 04011
Attn: Bradley Feuer

Authorization: Lisa Harding, Lab Manager	Signature: 	Date: 9/25/2020
---	--	--------------------



The data contained within this report was collected in accordance with the requirements of ISO/IEC17025:2017. I attest that the information contained within the report has been reviewed for accuracy and checked against the quality control requirements for each method. These results relate only to the test article listed in this report. Reports may not be reproduced except in their entirety.

PST: Pesticide Analysis [WI-10-11]

Analyst: LCH

Test Date: 9/25/2020

The client sample was analyzed for pesticides using Liquid Chromatography with Mass Spectrometric detection (LC/MS/MS). The method used for sample prep was based on the European method for pesticide analysis (EN 15662).

87422-PST

Analyte	CAS	Result	Units	LLD	Limits (ppb)	Status
Abamectin	71751-41-2	ND	ppb	0.20	300	PASS
Spinosad	168316-95-8	ND	ppb	0.10	3000	PASS
Pyrethrin	8003-34-7	ND	ppb	0.10	1000	PASS
Trifloxystrobin	141517-21-7	ND	ppb	0.10	30000	PASS
Spirotetramat	203313-25-1	ND	ppb	0.10	13000	PASS
Spiromesifen	283594-90-1	ND	ppb	0.10	12000	PASS
Piperonyl butoxide	51-03-6	ND	ppb	0.10	8000	PASS
Paclbutrazol	76738-62-0	ND	ppb	0.10	10	PASS
Myclobutanil	88671-89-0	ND	ppb	0.10	9000	PASS
Imidacloprid	138261-41-3	ND	ppb	0.10	3000	PASS
Imazalil	35554-44-0	ND	ppb	0.10	10	PASS
Fenoxycarb	72490-01-8	ND	ppb	0.10	10	PASS
Etoazole	153233-91-1	ND	ppb	0.10	1500	PASS
Dichlorvos	62-73-7	ND	ppb	3.00	10	PASS
Cyfluthrin	68359-37-5	ND	ppb	0.50	1000	PASS
Bifenthrin	82657-04-3	ND	ppb	0.20	500	PASS
Bifenazate	149877-41-8	ND	ppb	0.10	5000	PASS
Azoxystrobin	131860-33-8	ND	ppb	0.10	40000	PASS

* Testing limits for ingestion established by the State of California: CCR, Title 16, Division 42, Chapter 5, Section 5313. ND indicates "none detected" above the lower limit of detection (LLD). Analytes marked with (*) indicate analytes for which no recovery was observed for a pre-spiked matrix sample.

Certificate ID: **87423** Received: **9/24/20**
 Client Sample ID: **THC/THCA Day Concentrate**
 Lot Number: **C.20-0002D**
 Matrix: **Tincture/Infused Oil - MCT Oil**

Healer Hemp, LLC
119 Orion St.
Brunswick, ME 04011
Attn: Bradley Feuer

Authorization: Lisa Harding, Lab Manager	Signature: 	Date: 9/25/2020
---	--	--------------------



The data contained within this report was collected in accordance with the requirements of ISO/IEC17025:2017. I attest that the information contained within the report has been reviewed for accuracy and checked against the quality control requirements for each method. These results relate only to the test article listed in this report. Reports may not be reproduced except in their entirety.

PST: Pesticide Analysis [WI-10-11]

 Analyst: *LCH*

 Test Date: *9/25/2020*

The client sample was analyzed for pesticides using Liquid Chromatography with Mass Spectrometric detection (LC/MS/MS). The method used for sample prep was based on the European method for pesticide analysis (EN 15662).

87423-PST

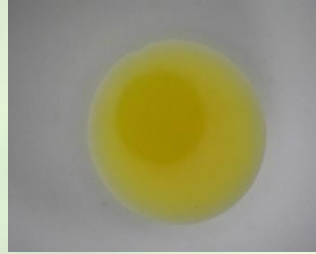
Analyte	CAS	Result	Units	LLD	Limits (ppb)	Status
Abamectin	71751-41-2	ND	ppb	0.20	300	PASS
Spinosad	168316-95-8	ND	ppb	0.10	3000	PASS
Pyrethrin	8003-34-7	ND	ppb	0.10	1000	PASS
Trifloxystrobin	141517-21-7	ND	ppb	0.10	30000	PASS
Spirotetramat	203313-25-1	ND	ppb	0.10	13000	PASS
Spiromesifen	283594-90-1	ND	ppb	0.10	12000	PASS
Piperonyl butoxide	51-03-6	ND	ppb	0.10	8000	PASS
Paclbutrazol	76738-62-0	ND	ppb	0.10	10	PASS
Myclobutanil	88671-89-0	ND	ppb	0.10	9000	PASS
Imidacloprid	138261-41-3	ND	ppb	0.10	3000	PASS
Imazalil	35554-44-0	ND	ppb	0.10	10	PASS
Fenoxycarb	72490-01-8	ND	ppb	0.10	10	PASS
Etoazole	153233-91-1	ND	ppb	0.10	1500	PASS
Dichlorvos	62-73-7	ND	ppb	3.00	10	PASS
Cyfluthrin	68359-37-5	ND	ppb	0.50	1000	PASS
Bifenthrin	82657-04-3	ND	ppb	0.20	500	PASS
Bifenazate	149877-41-8	ND	ppb	0.10	5000	PASS
Azoxystrobin	131860-33-8	ND	ppb	0.10	40000	PASS

* Testing limits for ingestion established by the State of California: CCR, Title 16, Division 42, Chapter 5, Section 5313. ND indicates "none detected" above the lower limit of detection (LLD). Analytes marked with (*) indicate analytes for which no recovery was observed for a pre-spiked matrix sample.

Certificate ID: **87424** Received: **9/24/20**
 Client Sample ID: **CBD/CBDA Concentrate**
 Lot Number: **H.20-0001/3**
 Matrix: **Tincture/Infused Oil - MCT Oil**

Healer Hemp, LLC
119 Orion St.
Brunswick, ME 04011
Attn: Bradley Feuer

Authorization: Lisa Harding, Lab Manager	Signature: 	Date: 9/25/2020
---	--	--------------------



The data contained within this report was collected in accordance with the requirements of ISO/IEC17025:2017. I attest that the information contained within the report has been reviewed for accuracy and checked against the quality control requirements for each method. These results relate only to the test article listed in this report. Reports may not be reproduced except in their entirety.

PST: Pesticide Analysis [WI-10-11]

Analyst: LCH

Test Date: 9/25/2020

The client sample was analyzed for pesticides using Liquid Chromatography with Mass Spectrometric detection (LC/MS/MS). The method used for sample prep was based on the European method for pesticide analysis (EN 15662).

87424-PST

Analyte	CAS	Result	Units	LLD	Limits (ppb)	Status
Abamectin	71751-41-2	ND	ppb	0.20	300	PASS
Spinosad	168316-95-8	ND	ppb	0.10	3000	PASS
Pyrethrin	8003-34-7	ND	ppb	0.10	1000	PASS
Trifloxystrobin	141517-21-7	ND	ppb	0.10	30000	PASS
Spirotetramat	203313-25-1	ND	ppb	0.10	13000	PASS
Spiromesifen	283594-90-1	ND	ppb	0.10	12000	PASS
Piperonyl butoxide	51-03-6	ND	ppb	0.10	8000	PASS
Paclbutrazol	76738-62-0	ND	ppb	0.10	10	PASS
Myclobutanil	88671-89-0	ND	ppb	0.10	9000	PASS
Imidacloprid	138261-41-3	ND	ppb	0.10	3000	PASS
Imazalil	35554-44-0	ND	ppb	0.10	10	PASS
Fenoxycarb	72490-01-8	ND	ppb	0.10	10	PASS
Etoazole	153233-91-1	ND	ppb	0.10	1500	PASS
Dichlorvos	62-73-7	ND	ppb	3.00	10	PASS
Cyfluthrin	68359-37-5	ND	ppb	0.50	1000	PASS
Bifenthrin	82657-04-3	ND	ppb	0.20	500	PASS
Bifenazate	149877-41-8	ND	ppb	0.10	5000	PASS
Azoxystrobin	131860-33-8	ND	ppb	0.10	40000	PASS

* Testing limits for ingestion established by the State of California: CCR, Title 16, Division 42, Chapter 5, Section 5313. ND indicates "none detected" above the lower limit of detection (LLD). Analytes marked with (*) indicate analytes for which no recovery was observed for a pre-spiked matrix sample.

120 York Street
Kennebunk, ME 04046
(207) 467-3478

NELSON ANALYTICAL LAB



RP200930023

ISO 17025:2017 Certification
ANAB Certificate Number AT-2169
Maine CDC Accreditation # MTF001
Office of Marijuana Policy MTF328

Weight Received(g)

REPORT OF ANALYSIS

Date sampled : 09/23/2020

Temp Received:

Healers Inc.

Reported Date: 09/30/2020

C20090238.01

C.20-0001N(Tincture)

Metals by ICP MS

<u>Analyte</u>	<u>Result</u>	<u>Reporting Limit</u>	<u>Units</u>	<u>Q</u>	<u>Analyzed</u>	<u>Method</u>	<u>Analyst</u>	<u>Pass/Fail Limit</u>	<u>Test Remarks</u>
Arsenic	ND	200	ug/kg		09/29/2020 16:49	EPA 200.8	LAM	N/A	
Cadmium	ND	200	ug/kg		09/29/2020 16:49	EPA 200.8	LAM	N/A	
Lead	ND	200	ug/kg		09/29/2020 16:49	EPA 200.8	LAM	N/A	
Mercury	ND	200	ug/kg		09/29/2020 16:49	EPA 200.8	LAM	N/A	

120 York Street
Kennebunk, ME 04046
(207) 467-3478

NELSON ANALYTICAL LAB



RP200930023

ISO 17025:2017 Certification
ANAB Certificate Number AT-2169
Maine CDC Accreditation # MTF001
Office of Marijuana Policy MTF328

Weight Received(g)

REPORT OF ANALYSIS

Date sampled : 09/23/2020

Temp Received:

Healers Inc.

Reported Date: 09/30/2020

C20090238.02

C.20-0002D(Tincture)

Metals by ICP MS

<u>Analyte</u>	<u>Result</u>	<u>Reporting Limit</u>	<u>Units</u>	<u>Q</u>	<u>Analyzed</u>	<u>Method</u>	<u>Analyst</u>	<u>Pass/Fail Limit</u>	<u>Test Remarks</u>
Arsenic	ND	200	ug/kg		09/29/2020 16:49	EPA 200.8	LAM	N/A	
Cadmium	ND	200	ug/kg		09/29/2020 16:49	EPA 200.8	LAM	N/A	
Lead	ND	200	ug/kg		09/29/2020 16:49	EPA 200.8	LAM	N/A	
Mercury	ND	200	ug/kg		09/29/2020 16:49	EPA 200.8	LAM	N/A	

120 York Street
Kennebunk, ME 04046
(207) 467-3478

NELSON ANALYTICAL LAB



RP200930023

ISO 17025:2017 Certification
ANAB Certificate Number AT-2169
Maine CDC Accreditation # MTF001
Office of Marijuana Policy MTF328

Weight Received(g)

REPORT OF ANALYSIS

Date sampled : 09/23/2020

Temp Received:

Healers Inc.

Reported Date: 09/30/2020

C20090238.03

H.20-0001/3(Tincture)

Metals by ICP MS

<u>Analyte</u>	<u>Result</u>	<u>Reporting Limit</u>	<u>Units</u>	<u>Q</u>	<u>Analyzed</u>	<u>Method</u>	<u>Analyst</u>	<u>Pass/Fail Limit</u>	<u>Test Remarks</u>
Arsenic	ND	200	ug/kg		09/29/2020 16:49	EPA 200.8	LAM	N/A	
Cadmium	ND	200	ug/kg		09/29/2020 16:49	EPA 200.8	LAM	N/A	
Lead	ND	200	ug/kg		09/29/2020 16:49	EPA 200.8	LAM	N/A	
Mercury	ND	200	ug/kg		09/29/2020 16:49	EPA 200.8	LAM	N/A	

VC: Analysis of Volatile Organic Compounds [WI-10-07]

Analyst: AC

Test Date: 10/1/2020

The client sample was analyzed by Head-Space Gas Chromatography (HS-GC). The collected data was compared to data collected for certified reference standards at known concentrations.

87634-VC

Compound	CAS	Amount ¹	Limit ²	RL	Status
Propane	74-98-6	ND	1,000 ppm	100	PASS
Isobutane	75-28-5	ND	1,000 ppm	100	PASS
Butane	106-97-8	ND	1,000 ppm	100	PASS
Methanol	67-56-1	ND	3,000 ppm	100	PASS
Ethanol	64-17-5	10,000 ppm	5,000 ppm	100	*
Acetone	67-64-1	ND	5,000 ppm	100	PASS
Isopropanol	67-63-0	ND	5,000 ppm	100	PASS
Acetonitrile	75-05-8	ND	410 ppm	100	PASS
Hexane	110-54-3	ND	290 ppm	100	PASS
Heptane	142-82-5	ND	5,000 ppm	100	PASS

1) ND = Not detected at a level greater than the Reporting Limit (RL).

2) In ppm, based on USP recommended limits for residual solvents, adopted by the Massachusetts Department of Public Health for cannabis concentrates and extracts on 3/31/16. Butane/Propane limits are based on limits established for state of Colorado.

(*) For ethanol, as many formulations contain flavorings based on ethanol extracts of natural products, no status has been assigned.

END OF REPORT

MB1: Microbiological Contaminants [WI-10-26]

Analyst: RPF

Test Date: 9/29/2020

This test method was performed in accordance with the requirements of ISO/IEC 17025. These results relate only to the test article listed in this report. Reports may not be reproduced except in their entirety.

87634-MB1

Symbol	Analysis	Results	Units	Limits*	Status
AC	Total Aerobic Bacterial Count	<1000	CFU/g	100,000 CFU/g	PASS
CC	Total Coliform Bacterial Count	<100	CFU/g	1,000 CFU/g	PASS
EB	Total Bile Tolerant Gram Negative Count	<100	CFU/g	1,000 CFU/g	PASS
YM	Total Yeast & Mold	<1000	CFU/g	10,000 CFU/g	PASS

Recommended limits established by the American Herbal Pharmacopoeia (AHP) monograph for Cannabis Inflorescence [2013], for consumable botanical products, including processed and unprocessed cannabis materials, and solvent-based extracts. Note: All recorded Microbiological tests are within the established limits.

MB2: Pathogenic Bacterial Contaminants [WI-10-10]

Analyst: RPF

Test Date: 9/30/2020

This test method was performed in accordance with the requirements of ISO/IEC 17025. These results relate only to the test article listed in this report. Reports may not be reproduced except in their entirety.

87634-MB2

Test ID	Analysis	Results	Units	Limits*	Status
87634-ECPT	E. coli (O157)	Negative	NA	Non Detected	PASS
87634-SPT	Salmonella	Negative	NA	Non Detected	PASS

Note: All recorded pathogenic bacteria tests passed.